



**2017 HAND STAINED FIBERGLASS FINISH**




**CEDAR CHEST**




**DARK WALNUT**




**TRADITIONAL CHERRY**




**ANTIQUE BROWN**




**HICKORY**



**ESPRESSO**



**COASTAL GREY**



**WILD BERRY**

**HAND STAINED FIBERGLASS FINISH MAY VARY DURING PRODUCTION**

# Hand Stained Fiberglass Entry Systems

## Care & Maintenance

All exterior finishes are affected by exposure and weathering from sun, moisture and air pollutants. Simple, periodic maintenance of the clear coat is required to keep it looking fresh and well protected against the elements. There is no set schedule for reapplication of the clear coat. Exposure dictates how often maintenance is required. See our Vinylguard limited warranty for details. Re-application of the clear coat will renew the protection over the factory stained surface. Following these easy steps listed below will keep your Vinylguard entry door looking fresh.

### Steps

- Start by cleaning your Vinylguard entry door with a liquid solution of mild household soap and water, applied with a sponge to wipe off accumulation of surface dirt.
- Rinse well and wipe dry. Make sure the product is completely clean and dry before refinishing.
- It is recommended to use Sikkens Cetol® door and window (high performance translucent finish) satin clear coat.
- No sanding or light scuffing of the surface is required.
- For best results, apply Sikkens with a long haired natural bristle brush over the entire system. It is not recommended to finish small areas at a time.
- Do not apply in direct sunlight, or if rain, snow, heavy dew or low temperatures are expected within 48 hours.
- For best results, apply the clear coat between 15°C to 25°C.
- Allow 48 to 72 hours to fully cure.

***It is recommended to follow Sikkens manufactures instructions, prior to application.***



Stain samples are provided to give a visual representation of the stain finish and depict the stains grain as accurately as possible. Actual stain colours may vary during production.